


Animals We Love:

STINGRAYS

Recommended for preschoolers

Let's learn more about stingrays:

- Stingrays are fish with a sting on their tail for defense. They can be found in freshwater or marine habitats.
- They are close relatives of sharks. They do not have bones. Their skeleton is made of cartilage (the same flexible material in our ears).
- Giant freshwater stingrays are the world's largest freshwater fish. They can weigh up to 600kg and grow to a length of 5 metres. [Click to find out more.](#)
- A stingray's eyes are located on its dorsal surface. The mouth, nostrils and gill slits are on the underside. While at rest on the seabed or riverbed, stingrays are well camouflaged as the colours of their dorsal surface blend in well with the surroundings.
- Stingrays feed on crabs, clams, oysters, sea snails and small fish. They use the sensory cells around their mouth to detect the electrical fields of their prey. Most stingrays have teeth to crush their food.



Use the See-Think-Wonder Thinking Routine* to start a conversation with your child

*Adapted from Project Zero, Harvard Graduate School of Education

SEE

- Share 5 words to describe the stingray in the photograph.
- Point out the stingray's mouth, nostrils and gill slits.
- Name some objects in your house that remind you of a stingray.

THINK

- How do you think stingrays eat?
- How do you think stingrays hide from their enemies (predators)?

WONDER

- I wonder what stingrays use their tails for.


Activity Time!

Stingray Craft

- Watch the [video](#) and observe the stingray. What are the shapes that make up the stingray?
- Use your creativity to form a stingray with things that you can find at home, e.g. plates, pillows, rugs.




Upload your creations and tag us @wrs.ig along with the hashtag #RiverWonders and #PlaytimeSZG



Swim like a Stingray

- Watch the [video](#) and observe the stingray swim. How does it move?
- Imitate the way the stingray swims. Invite others in your family to join you and have someone to prompt with you and the 'swimmers' to change the tempo with words such as 'slow', 'fast', 'very fast'.

Try out this activity when you visit us!



I Like To Move It



2 or more
players



An active body

STEP 1: Observe the stingrays in the exhibit. In the next 15 seconds, take turns to come up with as many words as you can to describe the stingrays - their body shape, colour, movement and so on.

STEP 2: Each person to pick your favourite stingray. What is it doing?

STEP 3: Focus on the other fishy friends living with the stingrays. How many can you name?

Hint: Look around and you might spot some clues on the signboards!



Imitate its actions for 10 seconds and upload your video on Instagram along with the stingray in the background. Tag us @wrs.ig along with the hashtag #RiverWonders and #PlaytimeSZG.

STEP 4: Pick one fishy friend and imitate how it moves. How differently do this fish and the stingrays move?